

B) HEALTH CERTIFICATE

1/1

Facility: RIKEN BRC Experimental Animal Division Date: September 8, 2014

Examination No: 14334


Class	Pathogens	Methods	Animals: BALB/c-nu/+ ♀, * CD1-Foxn1<nu/+> ♀										
			2-1-C*	2-1-D*	2-2-D	2-2-E							
A	Mouse hepatitis virus	Serology	0/1	0/1	0/1	0/1							
	Sendai virus	Serology	0/1	0/1	0/1	0/1							
	<i>Clostridium piliforme</i>	Serology	0/1	0/1	0/1	0/1							
	Hantaan virus	Serology											
	Ectromelia virus	Serology	0/1	0/1	0/1	0/1							
	Lymphocytic choriomeningitis virus	Serology	0/1	0/1	0/1	0/1							
	<i>Mycoplasma pulmonis</i>	Serology	0/1	0/1	0/1	0/1							
Cultivation		0/1	0/1	0/1	0/1								
A/B	<i>Salmonella</i> spp.	Cultivation	0/1	0/1	0/1	0/1							
B	<i>Citrobacter rodentium</i>	Cultivation	0/1	0/1	0/1	0/1							
	<i>Corynebacterium kutscheri</i>	Cultivation	0/1	0/1	0/1	0/1							
	<i>Pasteurella pneumotropica</i>	Cultivation	0/1	0/1	0/1	0/1							
	Dermatophytes	Cultivation											
	CAR bacillus	Serology	0/1	0/1	0/1	0/1							
	Ectoparasites	Microscopy	0/1	0/1	0/1	0/1							
	Intestinal protozoa	Microscopy	0/1	0/1	0/1	0/1							
	Pinworms	Microscopy	0/1	0/1	0/1	0/1							
	<i>Helicobacter bilis</i>	PCR	0/1	0/1	0/1	0/1							
	<i>Helicobacter hepaticus</i>	PCR	0/1	0/1	0/1	0/1							
C	<i>Pseudomonas aeruginosa</i>	Cultivation	0/1	0/1	0/1	0/1							
	Gross lesion		0/1	0/1	0/1	0/1							

RIKEN BioResource Center

Experimental Animal Division

3-1-1 Koyadai, Tsukuba, Ibaraki, 305-0074, JAPAN

Phone: +81-29-836-5264 FAX: +81-29-836-9010



Fumio Ike, Ph.D.

C) HEALTH CERTIFICATE

1/1

Facility: RIKEN BRC Experimental Animal Division Date: September 8, 2014

Examination No: 14336


Class	Pathogens	Methods	Animals: BALB/c-nu/+ ♀										
			2-4-A	2-4-B	2-4-C	2-4-E							
A	Mouse hepatitis virus	Serology	0/1	0/1	0/1	0/1							
	Sendai virus	Serology	0/1	0/1	0/1	0/1							
	<i>Clostridium piliforme</i>	Serology	0/1	0/1	0/1	0/1							
	Hantaan virus	Serology											
	Ectromelia virus	Serology	0/1	0/1	0/1	0/1							
	Lymphocytic choriomeningitis virus	Serology	0/1	0/1	0/1	0/1							
	<i>Mycoplasma pulmonis</i>	Serology	0/1	0/1	0/1	0/1							
Cultivation		0/1	0/1	0/1	0/1								
A/B	<i>Salmonella</i> spp.	Cultivation	0/1	0/1	0/1	0/1							
B	<i>Citrobacter rodentium</i>	Cultivation	0/1	0/1	0/1	0/1							
	<i>Corynebacterium kutscheri</i>	Cultivation	0/1	0/1	0/1	0/1							
	<i>Pasteurella pneumotropica</i>	Cultivation	0/1	0/1	0/1	0/1							
	Dermatophytes	Cultivation											
	CAR bacillus	Serology	0/1	0/1	0/1	0/1							
	Ectoparasites	Microscopy	0/1	0/1	0/1	0/1							
	Intestinal protozoa	Microscopy	0/1	0/1	0/1	0/1							
	Pinworms	Microscopy	0/1	0/1	0/1	0/1							
	<i>Helicobacter bilis</i>	PCR	0/1	0/1	0/1	0/1							
	<i>Helicobacter hepaticus</i>	PCR	0/1	0/1	0/1	0/1							
C	<i>Staphylococcus aureus</i>	Cultivation	0/1	0/1	0/1	0/1							
	<i>Pseudomonas aeruginosa</i>	Cultivation	0/1	0/1	0/1	0/1							
	<i>Pneumocystis murina</i>	PCR	0/1	0/1	0/1	0/1							
Gross lesion			0/1	0/1	0/1	0/1							

RIKEN BioResource Center

Experimental Animal Division

3-1-1 Koyadai, Tsukuba, Ibaraki, 305-0074, JAPAN

Phone: +81-29-836-5264 FAX: +81-29-836-9010



Fumio Ike, Ph.D.

D) HEALTH CERTIFICATE

1/1

Facility: RIKEN BRC Experimental Animal Division Date: September 8, 2014

Examination No: 14335

Class	Pathogens	Methods	Animals: BALB/c-nu/+ ♀										
			2-3-A	2-3-B	2-3-C	2-3-D	2-3-E						
A	Mouse hepatitis virus	Serology	0/1	0/1	0/1	0/1	0/1						
	Sendai virus	Serology	0/1	0/1	0/1	0/1	0/1						
	<i>Clostridium piliforme</i>	Serology	0/1	0/1	0/1	0/1	0/1						
	Hantaan virus	Serology											
	Ectromelia virus	Serology	0/1	0/1	0/1	0/1	0/1						
	Lymphocytic choriomeningitis virus	Serology	0/1	0/1	0/1	0/1	0/1						
	<i>Mycoplasma pulmonis</i>	Serology	0/1	0/1	0/1	0/1	0/1						
Cultivation		0/1	0/1	0/1	0/1	0/1							
A/B	<i>Salmonella</i> spp.	Cultivation	0/1	0/1	0/1	0/1	0/1						
B	<i>Citrobacter rodentium</i>	Cultivation	0/1	0/1	0/1	0/1	0/1						
	<i>Corynebacterium kutscheri</i>	Cultivation	0/1	0/1	0/1	0/1	0/1						
	<i>Pasteurella pneumotropica</i>	Cultivation	0/1	0/1	0/1	0/1	0/1						
	Dermatophytes	Cultivation											
	CAR bacillus	Serology	0/1	0/1	0/1	0/1	0/1						
	Ectoparasites	Microscopy	0/1	0/1	0/1	0/1	0/1						
	Intestinal protozoa	Microscopy	0/1	0/1	0/1	0/1	0/1						
	Pinworms	Microscopy	0/1	0/1	0/1	0/1	0/1						
	<i>Helicobacter bilis</i>	PCR	0/1	0/1	0/1	0/1	0/1						
	<i>Helicobacter hepaticus</i>	PCR	0/1	0/1	0/1	0/1	0/1						
C	<i>Staphylococcus aureus</i>	Cultivation	0/1	0/1	0/1	0/1	0/1						
	<i>Pseudomonas aeruginosa</i>	Cultivation	0/1	0/1	0/1	0/1	0/1						
	<i>Pneumocystis murina</i>	PCR	0/1	0/1	0/1	0/1	0/1						
D	Lactate dehydrogenase elevating virus	RT-PCR	0/1	0/1	0/1	0/1	0/1						
	Mouse polyomavirus	PCR	0/1	0/1	0/1	0/1	0/1						
	Gross lesion		0/1	0/1	0/1	0/1	0/1						

RIKEN BioResource Center

Experimental Animal Division

3-1-1 Koyadai, Tsukuba, Ibaraki, 305-0074, JAPAN

Phone: +81-29-836-5264 FAX: +81-29-836-9010



Fumio Ike, Ph.D.

HEALTH CERTIFICATE

Facility: RIKEN BRC


Experimental Animal Division

Date: September 17, 2014

Examination No:14D689

Animals Pathogens		BALB/cA-nu/+	BALB/cA-nu/+	BALB/cA-nu/+	BALB/cA-nu/+	BALB/cA-nu/+					
		♀ 2-3-A	♀ 2-3-B	♀ 2-3-C	♀ 2-3-D	♀ 2-3-E					
Serology	EDIM virus (Rotavirus)	0 / 1	0 / 1	0 / 1	0 / 1	0 / 1					
	Mouse parvovirus	0 / 1	0 / 1	0 / 1	0 / 1	0 / 1					
	Mouse Minute virus	0 / 1	0 / 1	0 / 1	0 / 1	0 / 1					
	Mouse adenovirus (FL)	0 / 1	0 / 1	0 / 1	0 / 1	0 / 1					
	Mouse adenovirus (K87)	0 / 1	0 / 1	0 / 1	0 / 1	0 / 1					
	Mouse cytomegalovirus	0 / 1	0 / 1	0 / 1	0 / 1	0 / 1					
	Mouse encephalomyelitis virus	0 / 1	0 / 1	0 / 1	0 / 1	0 / 1					
	Murine Norovirus	0 / 1	0 / 1	0 / 1	0 / 1	0 / 1					
	Pneumonia virus of mice	0 / 1	0 / 1	0 / 1	0 / 1	0 / 1					
	Reovirus type 3	0 / 1	0 / 1	0 / 1	0 / 1	0 / 1					
	Gross lesion										

ICLAS Monitoring Center
 Central Institute for Experimental Animals
 3-25-12 Tonomachi, Kawasaki-ku, Kawasaki 210-0821, JAPAN
 Tel. 81-44-201-8525 Fax. 81-44-201-8526


 Nobuhito Hayashimoto, D.V.M., Ph.D., DJCLAM