

# B) HEALTH CERTIFICATE

1/1

Facility: RIKEN BRC Experimental Animal Division Date: January 12, 2016

Examination No: 15501

Class	Pathogens	Methods	Animals: CD1-Foxn1 <sup>+/+</sup> ♀											
			2-1-C	2-1-D										
A	Mouse hepatitis virus	Serology	0/1	0/1										
	Sendai virus	Serology	0/1	0/1										
	<i>Clostridium piliforme</i>	Serology	0/1	0/1										
	Hantaan virus	Serology												
	Ectromelia virus	Serology	0/1	0/1										
	Lymphocytic choriomeningitis virus	Serology	0/1	0/1										
	<i>Mycoplasma pulmonis</i>	Serology	0/1	0/1										
Cultivation		0/1	0/1											
A/B	<i>Salmonella</i> spp.	Cultivation	0/1	0/1										
B	<i>Citrobacter rodentium</i>	Cultivation	0/1	0/1										
	<i>Corynebacterium kutscheri</i>	Cultivation	0/1	0/1										
	<i>Pasteurella pneumotropica</i>	Cultivation	0/1	0/1										
	Dermatophytes	Cultivation												
	CAR bacillus	Serology	0/1	0/1										
	Ectoparasites	Microscopy	0/1	0/1										
	Intestinal protozoa	Microscopy	0/1	0/1										
	Pinworms	Microscopy	0/1	0/1										
	<i>Helicobacter bilis</i>	PCR	0/1	0/1										
	<i>Helicobacter hepaticus</i>	PCR	0/1	0/1										
C	<i>Staphylococcus aureus</i>	Cultivation	0/1	0/1										
	<i>Pseudomonas aeruginosa</i>	Cultivation	0/1	0/1										
	<i>Pneumocystis murina</i>	PCR	0/1	0/1										
Gross lesion			0/1	0/1										

## RIKEN BioResource Center

Experimental Animal Division

3-1-1 Koyadai, Tsukuba, Ibaraki, 305-0074, JAPAN

Phone: +81-29-836-5264 FAX: +81-29-836-9010



Fumio Ike, Ph.D.

C)

## HEALTH CERTIFICATE

1/1

Facility: RIKEN BRC Experimental Animal Division Date: January 12, 2016

Examination No: 15503

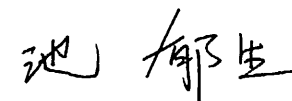
Class	Pathogens	Methods	Animals: BALB/c-nu/+ ♀									
			2-4-A	2-4-B	2-4-C	2-4-E						
A	Mouse hepatitis virus	Serology	0/1	0/1	0/1	0/1						
	Sendai virus	Serology	0/1	0/1	0/1	0/1						
	<i>Clostridium piliforme</i>	Serology	0/1	0/1	0/1	0/1						
	Hantaan virus	Serology										
	Ectromelia virus	Serology	0/1	0/1	0/1	0/1						
	Lymphocytic choriomeningitis virus	Serology	0/1	0/1	0/1	0/1						
	<i>Mycoplasma pulmonis</i>	Serology	0/1	0/1	0/1	0/1						
Cultivation		0/1	0/1	0/1	0/1							
A/B	<i>Salmonella</i> spp.	Cultivation	0/1	0/1	0/1	0/1						
B	<i>Citrobacter rodentium</i>	Cultivation	0/1	0/1	0/1	0/1						
	<i>Gorynebacterium kutscheri</i>	Cultivation	0/1	0/1	0/1	0/1						
	<i>Pasteurella pneumotropica</i>	Cultivation	0/1	0/1	0/1	0/1						
	Dermatophytes	Cultivation										
	CAR bacillus	Serology	0/1	0/1	0/1	0/1						
	Ectoparasites	Microscopy	0/1	0/1	0/1	0/1						
	Intestinal protozoa	Microscopy	0/1	0/1	0/1	0/1						
	Pinworms	Microscopy	0/1	0/1	0/1	0/1						
	<i>Helicobacter bilis</i>	PCR	0/1	0/1	0/1	0/1						
	<i>Helicobacter hepaticus</i>	PCR	0/1	0/1	0/1	0/1						
C	<i>Staphylococcus aureus</i>	Cultivation	0/1	0/1	0/1	0/1						
	<i>Pseudomonas aeruginosa</i>	Cultivation	0/1	0/1	0/1	0/1						
	<i>Pneumocystis murina</i>	PCR	0/1	0/1	0/1	0/1						
Gross lesion			0/1	0/1	0/1	0/1						

**RIKEN BioResource Center**

Experimental Animal Division

3-1-1 Koyadai, Tsukuba, Ibaraki, 305-0074, JAPAN

Phone: +81-29-836-5264 FAX: +81-29-836-9010



Fumio Ike, Ph.D.

# D) HEALTH CERTIFICATE

1/1

Facility: RIKEN BRC Experimental Animal Division Date: January 12, 2016


Examination No: 15505

Class	Pathogens	Methods	Animals: BALB/c-nu/+ ♀									
			2-Q-D	2-Q-E	2-Q-L	2-Q-M	2-Q-N					
A	Mouse hepatitis virus	Serology	0/1	0/1	0/1	0/1	0/1					
	Sendai virus	Serology	0/1	0/1	0/1	0/1	0/1					
	<i>Clostridium piliforme</i>	Serology	0/1	0/1	0/1	0/1	0/1					
	Hantaan virus	Serology										
	Ectromelia virus	Serology	0/1	0/1	0/1	0/1	0/1					
	Lymphocytic choriomeningitis virus	Serology	0/1	0/1	0/1	0/1	0/1					
	<i>Mycoplasma pulmonis</i>	Serology	0/1	0/1	0/1	0/1	0/1					
		Cultivation	0/1	0/1	0/1	0/1	0/1					
A/B	<i>Salmonella</i> spp.	Cultivation	0/1	0/1	0/1	0/1	0/1					
B	<i>Citrobacter rodentium</i>	Cultivation	0/1	0/1	0/1	0/1	0/1					
	<i>Corynebacterium kutscheri</i>	Cultivation	0/1	0/1	0/1	0/1	0/1					
	<i>Pasteurella pneumotropica</i>	Cultivation	0/1	0/1	0/1	0/1	0/1					
	Dermatophytes	Cultivation										
	CAR bacillus	Serology	0/1	0/1	0/1	0/1	0/1					
	Ectoparasites	Microscopy	0/1	0/1	0/1	0/1	0/1					
	Intestinal protozoa	Microscopy	0/1	0/1	0/1	0/1	0/1					
	Pinworms	Microscopy	0/1	0/1	0/1	0/1	0/1					
	<i>Helicobacter bilis</i>	PCR	0/1	0/1	0/1	0/1	0/1					
	<i>Helicobacter hepaticus</i>	PCR	0/1	0/1	0/1	0/1	0/1					
C	<i>Staphylococcus aureus</i>	Cultivation	0/1	0/1	0/1	0/1	0/1					
	<i>Pseudomonas aeruginosa</i>	Cultivation	0/1	0/1	0/1	0/1	0/1					
	<i>Pneumocystis murina</i>	PCR	0/1	0/1	0/1	0/1	0/1					
D	Lactate dehydrogenase elevating virus	RT-PCR	0/1	0/1	0/1	0/1	0/1					
	Mouse polyomavirus	PCR	0/1	0/1	0/1	0/1	0/1					
Gross lesion			*	0/1	0/1	0/1	0/1					

\*Subcutaneous nodule

## RIKEN BioResource Center

Experimental Animal Division  
3-1-1 Koyadai, Tsukuba, Ibaraki, 305-0074, JAPAN  
Phone: +81-29-836-5264 FAX: +81-29-836-9010



Fumio Ike, Ph.D.

Facility: RIKEN BRC

**HEALTH CERTIFICATE**


Experimental Animal Division

Date: January 20, 2016

Examination No:16M399

Pathogens	Animals	BALB/cA-TU/+	BALB/cA-TU/+	BALB/cA-TU/+	BALB/cA-TU/+	BALB/cA-TU/+					
		♀ 2-Q-D	♀ 2-Q-E	♀ 2-Q-L	♀ 2-Q-M	♀ 2-Q-N					
Serology	EDIM virus (Rotavirus)	0 / 1	0 / 1	0 / 1	0 / 1	0 / 1					
	Mouse parvovirus	0 / 1	0 / 1	0 / 1	0 / 1	0 / 1					
	Mouse Minute virus	0 / 1	0 / 1	0 / 1	0 / 1	0 / 1					
	Mouse adenovirus (FL)	0 / 1	0 / 1	0 / 1	0 / 1	0 / 1					
	Mouse adenovirus (KB7)	0 / 1	0 / 1	0 / 1	0 / 1	0 / 1					
	Mouse cytomegalovirus	0 / 1	0 / 1	0 / 1	0 / 1	0 / 1					
	Mouse encephalomyelitis virus	0 / 1	0 / 1	0 / 1	0 / 1	0 / 1					
	Murine Norovirus	0 / 1	0 / 1	0 / 1	0 / 1	0 / 1					
	Pneumonia virus of mice	0 / 1	0 / 1	0 / 1	0 / 1	0 / 1					
	Reovirus type 3	0 / 1	0 / 1	0 / 1	0 / 1	0 / 1					
	Gross lesion										

ICLAS Monitoring Center  
 Central Institute for Experimental Animals  
 3-25-12 Tonomachi, Kawasaki-ku, Kawasaki 210-0821, JAPAN  
 Tel. 81-44-201-8525 Fax. 81-44-201-8526



Nobuhito Hayashimoto, D.V.M., Ph.D., DJCLAM, MBA