

HEALTH CERTIFICATE

1/1


Facility: RIKEN BRC Experimental Animal Division Date: March 5, 2012

Examination No: 11647

Class	Pathogens	Methods	Animals: BALB/c-nu/+ ♀											
			2-1-C	2-1-D										
A	Mouse hepatitis virus	Serology	0/1	0/1										
	Sendai virus	Serology	0/1	0/1										
	<i>Clostridium piliforme</i>	Serology	0/1	0/1										
	Hantaan virus	Serology	0/1	0/1										
	Ectromelia virus	Serology	0/1	0/1										
	Lymphocytic choriomeningitis virus	Serology	0/1	0/1										
	<i>Mycoplasma pulmonis</i>	Serology	0/1	0/1										
Cultivation		0/1	0/1											
A/B	<i>Salmonella</i> spp.	Cultivation	0/1	0/1										
B	<i>Citrobacter rodentium</i>	Cultivation	0/1	0/1										
	<i>Corynebacterium kutscheri</i>	Cultivation	0/1	0/1										
	<i>Pasteurella pneumotropica</i>	Cultivation	0/1	0/1										
	Dermatophytes	Cultivation	0/1	0/1										
	CAR bacillus	Serology	0/1	0/1										
	Ectoparasites	Microscopy	0/1	0/1										
	Intestinal protozoa	Microscopy	0/1	0/1										
	Pinworms	Microscopy	0/1	0/1										
	<i>Helicobacter bilis</i>	PCR	0/1	0/1										
	<i>Helicobacter hepaticus</i>	PCR	0/1	0/1										
C	<i>Pseudomonas aeruginosa</i>	Cultivation	0/1	0/1										
	Gross lesion		0/1	0/1										

RIKEN BioResource Center

Experimental Animal Division
 3-1-1 Koyadai, Tsukuba, Ibaraki, 305-0074, JAPAN
 Phone: +81-29-836-5264 FAX: +81-29-836-9010



Fumio Ike, Ph.D.

HEALTH CERTIFICATE

1/1

Facility: RIKEN BRC Experimental Animal Division Date: March 5, 2012

Examination No: 11648

Class	Pathogens	Methods	Animals: BALB/c-nu/+ ♀									
			2-3-A	2-3-B	2-3-C	2-3-D	2-3-E					
A	Mouse hepatitis virus	Serology	0/1	0/1	0/1	0/1	0/1					
	Sendai virus	Serology	0/1	0/1	0/1	0/1	0/1					
	<i>Clostridium piliforme</i>	Serology	0/1	0/1	0/1	0/1	0/1					
	Hantaan virus	Serology	0/1	0/1	0/1	0/1	0/1					
	Ectromelia virus	Serology	0/1	0/1	0/1	0/1	0/1					
	Lymphocytic choriomeningitis virus	Serology	0/1	0/1	0/1	0/1	0/1					
	<i>Mycoplasma pulmonis</i>	Serology	0/1	0/1	0/1	0/1	0/1					
Cultivation		0/1	0/1	0/1	0/1	0/1						
A/B	<i>Salmonella</i> spp.	Cultivation	0/1	0/1	0/1	0/1	0/1					
B	<i>Citrobacter rodentium</i>	Cultivation	0/1	0/1	0/1	0/1	0/1					
	<i>Corynebacterium kutscheri</i>	Cultivation	0/1	0/1	0/1	0/1	0/1					
	<i>Pasteurella pneumotropica</i>	Cultivation	0/1	0/1	0/1	0/1	0/1					
	Dermatophytes	Cultivation	0/1	0/1	0/1	0/1	0/1					
	CAR bacillus	Serology	0/1	0/1	0/1	0/1	0/1					
	Ectoparasites	Microscopy	0/1	0/1	0/1	0/1	0/1					
	Intestinal protozoa	Microscopy	0/1	0/1	0/1	0/1	0/1					
	Pinworms	Microscopy	0/1	0/1	0/1	0/1	0/1					
	<i>Helicobacter bilis</i>	PCR	0/1	0/1	0/1	0/1	0/1					
	<i>Helicobacter hepaticus</i>	PCR	0/1	0/1	0/1	0/1	0/1					
C	<i>Staphylococcus aureus</i>	Cultivation	0/1	0/1	0/1	0/1	0/1					
	<i>Pseudomonas aeruginosa</i>	Cultivation	0/1	0/1	0/1	0/1	0/1					
	<i>Pneumocystis carinii</i> f. sp. <i>muris</i>	PCR	0/1	0/1	0/1	0/1	0/1					
D	Lactate dehydrogenase elevating virus	RT-PCR	0/1	0/1	0/1	0/1	0/1					
	Mouse polyomavirus	PCR	0/1	0/1	0/1	0/1	0/1					
Gross lesion			0/1	0/1	0/1	0/1	0/1					

RIKEN BioResource Center

Experimental Animal Division

3-1-1 Koyadai, Tsukuba, Ibaraki, 305-0074, JAPAN

Phone: +81-29-836-5264 FAX: +81-29-836-9010

池 郁生

Fumio Ike, Ph.D.

Facility: RIKEN BRC

Experimental Animal Division


Date: March 14, 2012

Examination No:12J428

HEALTH CERTIFICATE

Animals Pathogens		2-3-A	2-3-B	2-3-C	2-3-D	2-3-E				
		Serology	EDIM virus (Rotavirus)	0 / 1	0 / 1	0 / 1	0 / 1	0 / 1		
	Mouse parvovirus	0 / 1	0 / 1	0 / 1	0 / 1	0 / 1				
	Mouse Minute virus	0 / 1	0 / 1	0 / 1	0 / 1	0 / 1				
	Mouse adenovirus	0 / 1	0 / 1	0 / 1	0 / 1	0 / 1				
	Mouse cytomegalovirus	0 / 1	0 / 1	0 / 1	0 / 1	0 / 1				
	Mouse encephalomyelitis virus	0 / 1	0 / 1	0 / 1	0 / 1	0 / 1				
	Pneumonia virus of mice	0 / 1	0 / 1	0 / 1	0 / 1	0 / 1				
	Reovirus type 3	0 / 1	0 / 1	0 / 1	0 / 1	0 / 1				
Gross lesion										

ICLAS Monitoring Center
 Central Institute for Experimental Animals
 1430 Nogawa, Miyamae, Kawasaki 216-0001, JAPAN
 Tel. 81-44-754-4477 Fax. 81-44-754-4476



Nobuhito Hayashimoto, D.V.M., Ph.D.

HEALTH CERTIFICATE

Facility: RIKEN BRG


Experimental Animal Division

Date: March 12, 2012

Examination No:12J429

Animals		Pathogens									
		2-3-A	2-3-B	2-3-C	2-3-D	2-3-E					
PCR	Murine Norovirus	0 / 1	0 / 1	0 / 1	0 / 1	0 / 1					
Gross lesion											

ICLAS Monitoring Center
 Central Institute for Experimental Animals
 1430 Nogawa, Miyamae, Kawasaki 216-0001, JAPAN
 Tel. 81-44-754-4477 Fax. 81-44-754-4476



Nobuhito Hayashimoto, D.V.M., Ph.D.

HEALTH CERTIFICATE

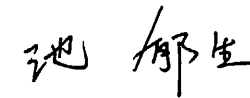
Facility: RIKEN BRC Experimental Animal Division Date: March 5, 2012

Examination No: 11649

Class	Pathogens	Methods	Animals: BALB/c-nu/+ ♀										
			2-4-A	2-4-C	2-4-E								
A	Mouse hepatitis virus	Serology	0/1	0/1	0/1								
	Sendai virus	Serology	0/1	0/1	0/1								
	<i>Clostridium piliforme</i>	Serology	0/1	0/1	0/1								
	Hantaan virus	Serology	0/1	0/1	0/1								
	Ectromelia virus	Serology	0/1	0/1	0/1								
	Lymphocytic choriomeningitis virus	Serology	0/1	0/1	0/1								
	<i>Mycoplasma pulmonis</i>	Serology	0/1	0/1	0/1								
Cultivation		0/1	0/1	0/1									
A/B	<i>Salmonella</i> spp.	Cultivation	0/1	0/1	0/1								
B	<i>Citrobacter rodentium</i>	Cultivation	0/1	0/1	0/1								
	<i>Corynebacterium kutscheri</i>	Cultivation	0/1	0/1	0/1								
	<i>Pasteurella pneumotropica</i>	Cultivation	0/1	0/1	0/1								
	Dermatophytes	Cultivation	0/1	0/1	0/1								
	CAR bacillus	Serology	0/1	0/1	0/1								
	Ectoparasites	Microscopy	0/1	0/1	0/1								
	Intestinal protozoa	Microscopy	0/1	0/1	0/1								
	Pinworms	Microscopy	0/1	0/1	0/1								
	<i>Helicobacter bilis</i>	PCR	0/1	0/1	0/1								
	<i>Helicobacter hepaticus</i>	PCR	0/1	0/1	0/1								
C	<i>Staphylococcus aureus</i>	Cultivation	0/1	0/1	0/1								
	<i>Pseudomonas aeruginosa</i>	Cultivation	0/1	0/1	0/1								
	<i>Pneumocystis carinii</i> f. sp. <i>muris</i>	PCR	0/1	0/1	0/1								
Gross lesion			0/1	0/1	0/1								

RIKEN BioResource Center

Experimental Animal Division
 3-1-1 Koyadai, Tsukuba, Ibaraki, 305-0074, JAPAN
 Phone: +81-29-836-5264 FAX: +81-29-836-9010



Fumio Ike, Ph.D.