

B) HEALTH REPORT

1/1

Facility: RIKEN BRC Experimental Animal Division


Testdate: March 12, 2018

Examination No: 17773

Class	Pathogen(s)	Method(s)	Sentinel Animal(s) : Crlj:CD1-Foxn1<nu> ♀											
			2-1-A	2-1-C	2-1-D									
A	Mouse hepatitis virus	Serology	0/1	0/1	0/1									
	Sendai virus	Serology	0/1	0/1	0/1									
	<i>Clostridium piliforme</i>	Serology	0/1	0/1	0/1									
	Hantaan virus	Serology												
	Ectromelia virus	Serology	0/1	0/1	0/1									
	Lymphocytic choriomeningitis virus	Serology	0/1	0/1	0/1									
	<i>Mycoplasma pulmonis</i>	Serology	0/1	0/1	0/1									
Cultivation		0/1	0/1	0/1										
A/B	<i>Salmonella</i> spp.	Cultivation	0/1	0/1	0/1									
B	<i>Citrobacter rodentium</i>	Cultivation	0/1	0/1	0/1									
	<i>Corynebacterium kutscheri</i>	Cultivation	0/1	0/1	0/1									
	<i>Pasteurella pneumotropica</i>	Cultivation	0/1	0/1	0/1									
	Dermatophytes	Cultivation												
	<i>Filobacterium rodentium</i> *	Serology	0/1	0/1	0/1									
	Ectoparasites	Microscopy	0/1	0/1	0/1									
	Intestinal protozoa	Microscopy	0/1	0/1	0/1									
	Pinworms	Microscopy	0/1	0/1	0/1									
	<i>Helicobacter bilis</i>	PCR	0/1	0/1	0/1									
	<i>Helicobacter hepaticus</i>	PCR	0/1	0/1	0/1									
C	<i>Staphylococcus aureus</i>	Cultivation	0/1	0/1	0/1									
	<i>Pseudomonas aeruginosa</i>	Cultivation	0/1	0/1	0/1									
	<i>Pneumocystis murina</i>	PCR	0/1	0/1	0/1									
Gross lesion			0/1	0/1	0/1									

* Formerly known as "CAR bacillus"

RIKEN BioResource Center
 Experimental Animal Division
 3-1-1 Koyadai, Tsukuba, Ibaraki, 305-0074, JAPAN
 Phone: +81-29-836-5264 FAX: +81-29-836-9010



Fumio Ike, Ph.D.

C)

HEALTH REPORT

1/1

Facility: RIKEN BRC Experimental Animal Division

Testdate: March 12, 2018

Examination No: 17775

Class	Pathogen(s)	Method(s)	Sentinel Animal(s) : BALB/cA-nu/+ ♀									
			2-4-A	2-4-B	2-4-C	2-4-E						
A	Mouse hepatitis virus	Serology	0/1	0/1	0/1	0/1						
	Sendai virus	Serology	0/1	0/1	0/1	0/1						
	<i>Clostridium piliforme</i>	Serology	0/1	0/1	0/1	0/1						
	Hantaan virus	Serology										
	Ectromelia virus	Serology	0/1	0/1	0/1	0/1						
	Lymphocytic choriomeningitis virus	Serology	0/1	0/1	0/1	0/1						
	<i>Mycoplasma pulmonis</i>	Serology	0/1	0/1	0/1	0/1						
Cultivation		0/1	0/1	0/1	0/1							
A/B	<i>Salmonella</i> spp.	Cultivation	0/1	0/1	0/1	0/1						
B	<i>Citrobacter rodentium</i>	Cultivation	0/1	0/1	0/1	0/1						
	<i>Corynebacterium kutscheri</i>	Cultivation	0/1	0/1	0/1	0/1						
	<i>Pasteurella pneumotropica</i>	Cultivation	0/1	0/1	0/1	0/1						
	Dermatophytes	Cultivation										
	<i>Filobacterium rodentium</i> *	Serology	0/1	0/1	0/1	0/1						
	Ectoparasites	Microscopy	0/1	0/1	0/1	0/1						
	Intestinal protozoa	Microscopy	0/1	0/1	0/1	0/1						
	Pinworms	Microscopy	0/1	0/1	0/1	0/1						
	<i>Helicobacter bilis</i>	PCR	0/1	0/1	0/1	0/1						
	<i>Helicobacter hepaticus</i>	PCR	0/1	0/1	0/1	0/1						
C	<i>Staphylococcus aureus</i>	Cultivation	0/1	0/1	0/1	0/1						
	<i>Pseudomonas aeruginosa</i>	Cultivation	0/1	0/1	0/1	0/1						
	<i>Pneumocystis murina</i>	PCR	0/1	0/1	0/1	0/1						
Gross lesion			0/1	0/1	0/1	0/1						

* Formerly known as "CAR bacillus"

RIKEN BioResource Center

Experimental Animal Division

3-1-1 Koyadai, Tsukuba, Ibaraki, 305-0074, JAPAN

Phone: +81-29-836-5264 FAX: +81-29-836-9010



Fumio Ike, Ph.D.

D) HEALTH REPORT

1/1

Facility: RIKEN BRC Experimental Animal Division

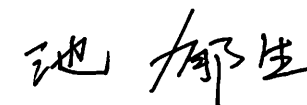
Testdate: March 12, 2018

Examination No: 17778

Class	Pathogen(s)	Method(s)	Sentinel Animal(s) : BALB/cA-nu/+ ♀										
			2-Q-D	2-Q-E	2-Q-L	2-Q-M	2-Q-N						
A	Mouse hepatitis virus	Serology	0/1	0/1	0/1	0/1	0/1						
	Sendai virus	Serology	0/1	0/1	0/1	0/1	0/1						
	<i>Clostridium piliforme</i>	Serology	0/1	0/1	0/1	0/1	0/1						
	Hantaan virus	Serology											
	Ectromelia virus	Serology	0/1	0/1	0/1	0/1	0/1						
	Lymphocytic choriomeningitis virus	Serology	0/1	0/1	0/1	0/1	0/1						
	<i>Mycoplasma pulmonis</i>	Serology	0/1	0/1	0/1	0/1	0/1						
Cultivation		0/1	0/1	0/1	0/1	0/1							
A/B	<i>Salmonella</i> spp.	Cultivation	0/1	0/1	0/1	0/1	0/1						
B	<i>Citrobacter rodentium</i>	Cultivation	0/1	0/1	0/1	0/1	0/1						
	<i>Corynebacterium kutscheri</i>	Cultivation	0/1	0/1	0/1	0/1	0/1						
	<i>Pasteurella pneumotropica</i>	Cultivation	0/1	0/1	0/1	0/1	0/1						
	Dermatophytes	Cultivation											
	<i>Filobacterium rodentium</i> *	Serology	0/1	0/1	0/1	0/1	0/1						
	Ectoparasites	Microscopy	0/1	0/1	0/1	0/1	0/1						
	Intestinal protozoa	Microscopy	0/1	0/1	0/1	0/1	0/1						
	Pinworms	Microscopy	0/1	0/1	0/1	0/1	0/1						
	<i>Helicobacter bilis</i>	PCR	0/1	0/1	0/1	0/1	0/1						
	<i>Helicobacter hepaticus</i>	PCR	0/1	0/1	0/1	0/1	0/1						
C	<i>Staphylococcus aureus</i>	Cultivation	0/1	0/1	0/1	0/1	0/1						
	<i>Pseudomonas aeruginosa</i>	Cultivation	0/1	0/1	0/1	0/1	0/1						
	<i>Pneumocystis murina</i>	PCR	0/1	0/1	0/1	0/1	0/1						
D	Lactate dehydrogenase elevating virus	RT-PCR	0/1	0/1	0/1	0/1	0/1						
	Mouse polyomavirus	PCR	0/1	0/1	0/1	0/1	0/1						
Gross lesion			0/1	0/1	0/1	0/1	0/1						

* Formerly known as "CAR bacillus"

RIKEN BioResource Center
 Experimental Animal Division
 3-1-1 Koyadai, Tsukuba, Ibaraki, 305-0074, JAPAN
 Phone: +81-29-836-5264 FAX: +81-29-836-9010



Fumio Ike, Ph.D.

HEALTH REPORT

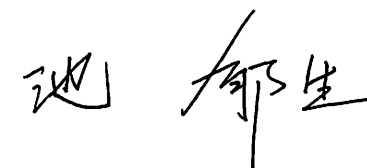
1/1

Facility: RIKEN BRC Experimental Animal Division Testdate: March 19, 2018 Examination No:17778

Class	Pathogen(s)	Method(s)	Sentinel Animal(s) : BALB/cA-nu/+ ♀								
			2-Q-D	2-Q-E	2-Q-L	2-Q-M	2-Q-N				
D	Mouse Adenovirus (Type 1 & 2)	Serology*	0/1	0/1	0/1	0/1	0/1				
	Mouse cytomegalovirus (MCMV)	Serology*	0/1	0/1	0/1	0/1	0/1				
	Mouse minute virus (MMV)	Serology*	0/1	0/1	0/1	0/1	0/1				
	Mouse parvovirus (MPV)	Serology*	0/1	0/1	0/1	0/1	0/1				
	Mouse norovirus (MNV)	Serology*	0/1	0/1	0/1	0/1	0/1				
	Mouse rotavirus (EDIM)	Serology*	0/1	0/1	0/1	0/1	0/1				
	Pneumonia virus of mice (PVM)	Serology*	0/1	0/1	0/1	0/1	0/1				
	Reovirus type 3 (Reo 3)	Serology*	0/1	0/1	0/1	0/1	0/1				
	Theiler's mouse encephalomyelitis virus (TMEV)	Serology*	0/1	0/1	0/1	0/1	0/1				

*: Tested by Charles River Laboratories Japan, Inc 2018001277
For the original report(s) issued by CRL Japan, please inquire.

RIKEN BioResource Center
Experimental Animal Division
3-1-1 Koyadai, Tsukuba, Ibaraki, 305-0074, JAPAN
Phone: +81-29-836-5264 FAX: +81-29-836-9010



Fumio Ike, Ph.D.