

# B) HEALTH REPORT

1/1

Facility: RIKEN BRC Experimental Animal Division

Test date: November 6, 2023

Examination No: 23335


Class	Pathogen(s)	Method(s)	Sentinel Animal(s) : Jcl:ICR ♀											
			2-1-C	2-1-D										
A	Mouse hepatitis virus	Serology	0/1	0/1										
	Sendai virus	Serology	0/1	0/1										
	<i>Clostridium piliforme</i>	Serology	0/1	0/1										
	Hantaan virus	Serology	0/1	0/1										
	Ectromelia virus	Serology	0/1	0/1										
	Lymphocytic choriomeningitis virus	Serology	0/1	0/1										
	<i>Mycoplasma pulmonis</i>	Serology	0/1	0/1										
Cultivation		0/1	0/1											
A/B	<i>Salmonella</i> spp.	Cultivation	0/1	0/1										
B	<i>Citrobacter rodentium</i>	Cultivation	0/1	0/1										
	<i>Corynebacterium kutscheri</i>	Cultivation	0/1	0/1										
	<i>Rodentibacter</i> spp. ( <i>Pasteurella pneumotropica</i> )	Cultivation	0/1	0/1										
	Dermatophytes	Cultivation	0/1	0/1										
	<i>Filobacterium rodentium</i>	Serology	0/1	0/1										
	Ectoparasites	Microscopy	0/1	0/1										
	Intestinal protozoa	Microscopy	0/1	0/1										
	Pinworms	Microscopy	0/1	0/1										
	<i>Helicobacter bilis</i>	PCR	0/1	0/1										
	<i>Helicobacter hepaticus</i>	PCR	0/1	0/1										
C	<i>Staphylococcus aureus</i>	Cultivation	0/1	0/1										
	<i>Pseudomonas aeruginosa</i>	Cultivation	0/1	0/1										
	<i>Pneumocystis murina</i>	PCR	0/1	0/1										
Gross lesion			0/1	0/1										

**RIKEN BioResource Research Center**

Experimental Animal Division

3-1-1 Koyadai, Tsukuba, Ibaraki, 305-0074, JAPAN

Phone: +81-29-836-5264 FAX: +81-29-836-9010



Fumio Ike, Ph.D.

# C) HEALTH REPORT

1/1

Facility: RIKEN BRC Experimental Animal Division

Test date: November 6, 2023

Examination No: 23338

Class	Pathogen(s)	Method(s)	Sentinel Animal(s) : BALB/cA-nu/+ ♀									
			2-4-A	2-4-B	2-4-C	2-4-E						
A	Mouse hepatitis virus	Serology	0/1	0/1	0/1	0/1						
	Sendai virus	Serology	0/1	0/1	0/1	0/1						
	<i>Clostridium piliforme</i>	Serology	0/1	0/1	0/1	0/1						
	Hantaan virus	Serology	0/1	0/1	0/1	0/1						
	Ectromelia virus	Serology	0/1	0/1	0/1	0/1						
	Lymphocytic choriomeningitis virus	Serology	0/1	0/1	0/1	0/1						
	<i>Mycoplasma pulmonis</i>	Serology	0/1	0/1	0/1	0/1						
Cultivation		0/1	0/1	0/1	0/1							
A/B	<i>Salmonella</i> spp.	Cultivation	0/1	0/1	0/1	0/1						
B	<i>Citrobacter rodentium</i>	Cultivation	0/1	0/1	0/1	0/1						
	<i>Corynebacterium kutscheri</i>	Cultivation	0/1	0/1	0/1	0/1						
	<i>Rodentibacter</i> spp. ( <i>Pasteurella pneumotropica</i> )	Cultivation	0/1	0/1	0/1	0/1						
	Dermatophytes	Cultivation	0/1	0/1	0/1	0/1						
	<i>Filobacterium rodentium</i>	Serology	0/1	0/1	0/1	0/1						
	Ectoparasites	Microscopy	0/1	0/1	0/1	0/1						
	Intestinal protozoa	Microscopy	0/1	0/1	0/1	0/1						
	Pinworms	Microscopy	0/1	0/1	0/1	0/1						
	<i>Helicobacter bilis</i>	PCR	0/1	0/1	0/1	0/1						
	<i>Helicobacter hepaticus</i>	PCR	0/1	0/1	0/1	0/1						
C	<i>Staphylococcus aureus</i>	Cultivation	0/1	0/1	0/1	0/1						
	<i>Pseudomonas aeruginosa</i>	Cultivation	0/1	0/1	0/1	0/1						
	<i>Pneumocystis murina</i>	PCR	0/1	0/1	0/1	0/1						
Gross lesion			*	*	**	0/1						

\* Lung adenoma


\*\* Subcutaneous nodule

**RIKEN BioResource Research Center**

Experimental Animal Division

3-1-1 Koyadai, Tsukuba, Ibaraki, 305-0074, JAPAN

Phone: +81-29-836-5264 FAX: +81-29-836-9010



Fumio Ike, Ph.D.

# D) HEALTH REPORT

1/1

Facility: RIKEN BRC Experimental Animal Division

Test date: November 6, 2023

Examination No: 23341

Class	Pathogen(s)	Method(s)	Sentinel Animal(s) : BALB/cA-nu/+ ♀										
			2-Q-D	2-Q-E	2-Q-I	2-Q-K	2-Q-L	2-Q-M	2-Q-N				
A	Mouse hepatitis virus	Serology	0/1	0/1	0/1	0/1	0/1	0/1	0/1	0/1			
	Sendai virus	Serology	0/1	0/1	0/1	0/1	0/1	0/1	0/1	0/1			
	<i>Clostridium piliforme</i>	Serology	0/1	0/1	0/1	0/1	0/1	0/1	0/1	0/1			
	Hantaan virus	Serology	0/1	0/1	0/1	0/1	0/1	0/1	0/1	0/1			
	Ectromelia virus	Serology	0/1	0/1	0/1	0/1	0/1	0/1	0/1	0/1			
	Lymphocytic choriomeningitis virus	Serology	0/1	0/1	0/1	0/1	0/1	0/1	0/1	0/1			
	<i>Mycoplasma pulmonis</i>	Serology	0/1	0/1	0/1	0/1	0/1	0/1	0/1	0/1			
Cultivation		0/1	0/1	0/1	0/1	0/1	0/1	0/1	0/1				
A/B	<i>Salmonella</i> spp.	Cultivation	0/1	0/1	0/1	0/1	0/1	0/1	0/1	0/1			
B	<i>Citrobacter rodentium</i>	Cultivation	0/1	0/1	0/1	0/1	0/1	0/1	0/1	0/1			
	<i>Corynebacterium kutscheri</i>	Cultivation	0/1	0/1	0/1	0/1	0/1	0/1	0/1	0/1			
	<i>Rodentibacter</i> spp. ( <i>Pasteurella pneumotropica</i> )	Cultivation	0/1	0/1	0/1	0/1	0/1	0/1	0/1	0/1			
	Dermatophytes	Cultivation	0/1	0/1	0/1	0/1	0/1	0/1	0/1	0/1			
	<i>Filobacterium rodentium</i>	Serology	0/1	0/1	0/1	0/1	0/1	0/1	0/1	0/1			
	Ectoparasites	Microscopy	0/1	0/1	0/1	0/1	0/1	0/1	0/1	0/1			
	Intestinal protozoa	Microscopy	0/1	0/1	0/1	0/1	0/1	0/1	0/1	0/1			
	Pinworms	Microscopy	0/1	0/1	0/1	0/1	0/1	0/1	0/1	0/1			
	<i>Helicobacter bilis</i>	PCR	0/1	0/1	0/1	0/1	0/1	0/1	0/1	0/1			
	<i>Helicobacter hepaticus</i>	PCR	0/1	0/1	0/1	0/1	0/1	0/1	0/1	0/1			
C	<i>Staphylococcus aureus</i>	Cultivation	0/1	0/1	0/1	0/1	0/1	0/1	0/1	0/1			
	<i>Pseudomonas aeruginosa</i>	Cultivation	0/1	0/1	0/1	0/1	0/1	0/1	0/1	0/1			
	<i>Pneumocystis murina</i>	PCR	0/1	0/1	0/1	0/1	0/1	0/1	0/1	0/1			
Gross lesion			0/1	0/1	*	0/1	0/1	0/1	0/1				

\* Splenomegaly, swelling of lymph nodes

## RIKEN BioResource Research Center

Experimental Animal Division

3-1-1 Koyadai, Tsukuba, Ibaraki, 305-0074, JAPAN

Phone: +81-29-836-5264 FAX: +81-29-836-9010



Fumio Ike, Ph.D.

# HEALTH REPORT

1/1

Facility: RIKEN BRC Experimental Animal Division

Test date: November 13, 2023

Examination No:23341

Class	Pathogen(s)	Method(s)	Sentinel Animal(s) : BALB/cA-nu/+ ♀										
			2-Q-D	2-Q-E	2-Q-I	2-Q-K	2-Q-L	2-Q-M	2-Q-N				
D	Mouse Adenovirus (Type 1 & 2)	MFIA*	0/1	0/1	0/1	0/1	0/1	0/1	0/1	0/1			
	Mouse cytomegalovirus (MCMV)	MFIA*	0/1	0/1	0/1	0/1	0/1	0/1	0/1	0/1			
	Mouse minute virus (MMV)	MFIA*	0/1	0/1	0/1	0/1	0/1	0/1	0/1	0/1			
	Mouse parvovirus (MPV)	MFIA*	0/1	0/1	0/1	0/1	0/1	0/1	0/1	0/1			
	Mouse norovirus (MNV)	MFIA*	0/1	0/1	0/1	0/1	0/1	0/1	0/1	0/1			
	Mouse rotavirus (EDIM)	MFIA*	0/1	0/1	0/1	0/1	0/1	0/1	0/1	0/1			
	Pneumonia virus of mice (PVM)	MFIA*	0/1	0/1	0/1	0/1	0/1	0/1	0/1	0/1			
	Reovirus type 3 (Reo 3)	MFIA*	0/1	0/1	0/1	0/1	0/1	0/1	0/1	0/1			
	Theiler's mouse encephalomyelitis virus (TMEV)	MFIA*	0/1	0/1	0/1	0/1	0/1	0/1	0/1	0/1			
	Mouse polyomavirus	MFIA*	0/1	0/1	0/1	0/1	0/1	0/1	0/1	0/1			
	Lactate dehydrogenase elevating virus	MFIA*	0/1	0/1	0/1	0/1	0/1	0/1	0/1	0/1			

\* : Tested by JAX in Japan

2023003076


For the original report(s) issued by JAX in Japan, please inquire.

**RIKEN BioResource Research Center**

Experimental Animal Division

3-1-1 Koyadai, Tsukuba, Ibaraki, 305-0074, JAPAN

Phone: +81-29-836-5264 FAX: +81-29-836-9010



Fumio Ike, Ph.D.