

B) HEALTH REPORT

1/1

Facility: RIKEN BRC Experimental Animal Division

Testdate: September 7, 2020

Examination No: 20139

Class	Pathogen(s)	Method(s)	Sentinel Animal(s) : Jcl:ICR ♀												
			2-1-A	2-1-C	2-1-D										
A	Mouse hepatitis virus	Serology	0/1	0/1	0/1										
	Sendai virus	Serology	0/1	0/1	0/1										
	<i>Clostridium piliforme</i>	Serology	0/1	0/1	0/1										
	Hantaan virus	Serology													
	Ectromelia virus	Serology	0/1	0/1	0/1										
	Lymphocytic choriomeningitis virus	Serology	0/1	0/1	0/1										
	<i>Mycoplasma pulmonis</i>	Serology	0/1	0/1	0/1										
Cultivation		0/1	0/1	0/1											
A/B	<i>Salmonella</i> spp.	Cultivation	0/1	0/1	0/1										
B	<i>Citrobacter rodentium</i>	Cultivation	0/1	0/1	0/1										
	<i>Corynebacterium kutscheri</i>	Cultivation	0/1	0/1	0/1										
	<i>Pasteurella pneumotropica</i>	Cultivation	0/1	0/1	0/1										
	Dermatophytes	Cultivation													
	<i>Filobacterium rodentium</i> *	Serology	0/1	0/1	0/1										
	Ectoparasites	Microscopy	0/1	0/1	0/1										
	Intestinal protozoa	Microscopy	0/1	0/1	0/1										
	Pinworms	Microscopy	0/1	0/1	0/1										
	<i>Helicobacter bilis</i>	PCR	0/1	0/1	0/1										
	<i>Helicobacter hepaticus</i>	PCR	0/1	0/1	0/1										
C	<i>Staphylococcus aureus</i>	Cultivation	0/1	0/1	0/1										
	<i>Pseudomonas aeruginosa</i>	Cultivation	0/1	0/1	0/1										
	<i>Pneumocystis murina</i>	PCR	0/1	0/1	0/1										
Gross lesion			0/1	0/1	0/1										


* Formerly known as "CAR bacillus"

RIKEN BioResource Research Center

Experimental Animal Division

3-1-1 Koyadai, Tsukuba, Ibaraki, 305-0074, JAPAN

Phone: +81-29-836-5264 FAX: +81-29-836-9010



Fumio Ike, Ph.D.

C)

HEALTH REPORT

1/1

Facility: RIKEN BRC Experimental Animal Division

Testdate: September 7, 2020

Examination No: 20141

Class	Pathogen(s)	Method(s)	Sentinel Animal(s) : BALB/cA-nu/+ ♀									
			2-4-A	2-4-B	2-4-C	2-4-E						
A	Mouse hepatitis virus	Serology	0/1	0/1	0/1	0/1						
	Sendai virus	Serology	0/1	0/1	0/1	0/1						
	<i>Clostridium piliforme</i>	Serology	0/1	0/1	0/1	0/1						
	Hantaan virus	Serology										
	Ectromelia virus	Serology	0/1	0/1	0/1	0/1						
	Lymphocytic choriomeningitis virus	Serology	0/1	0/1	0/1	0/1						
	<i>Mycoplasma pulmonis</i>	Serology	0/1	0/1	0/1	0/1						
Cultivation		0/1	0/1	0/1	0/1							
A/B	<i>Salmonella</i> spp.	Cultivation	0/1	0/1	0/1	0/1						
B	<i>Citrobacter rodentium</i>	Cultivation	0/1	0/1	0/1	0/1						
	<i>Corynebacterium kutscheri</i>	Cultivation	0/1	0/1	0/1	0/1						
	<i>Pasteurella pneumotropica</i>	Cultivation	0/1	0/1	0/1	0/1						
	Dermatophytes	Cultivation										
	<i>Filobacterium rodentium</i> *	Serology	0/1	0/1	0/1	0/1						
	Ectoparasites	Microscopy	0/1	0/1	0/1	0/1						
	Intestinal protozoa	Microscopy	0/1	0/1	0/1	0/1						
	Pinworms	Microscopy	0/1	0/1	0/1	0/1						
	<i>Helicobacter bilis</i>	PCR	0/1	0/1	0/1	0/1						
	<i>Helicobacter hepaticus</i>	PCR	0/1	0/1	0/1	0/1						
C	<i>Staphylococcus aureus</i>	Cultivation	0/1	0/1	0/1	0/1						
	<i>Pseudomonas aeruginosa</i>	Cultivation	0/1	0/1	0/1	0/1						
	<i>Pneumocystis murina</i>	PCR	0/1	0/1	0/1	0/1						
Gross lesion			**	0/1	0/1	0/1						

* Formerly known as "CAR bacillus"


** Swelling of lymph nodes

RIKEN BioResource Research Center

Experimental Animal Division

3-1-1 Koyadai, Tsukuba, Ibaraki, 305-0074, JAPAN

Phone: +81-29-836-5264 FAX: +81-29-836-9010



Fumio Ike, Ph.D.

D)

HEALTH REPORT

1/1

Facility: RIKEN BRC Experimental Animal Division

Testdate: September 7, 2020

Examination No: 20144

Class	Pathogen(s)	Method(s)	Sentinel Animal(s) : BALB/cA-nu/+ ♀										
			2-Q-D	2-Q-E	2-Q-I	2-Q-K	2-Q-L	2-Q-M	2-Q-N				
A	Mouse hepatitis virus	Serology	0/1	0/1	0/1	0/1	0/1	0/1	0/1	0/1			
	Sendai virus	Serology	0/1	0/1	0/1	0/1	0/1	0/1	0/1	0/1			
	<i>Clostridium piliforme</i>	Serology	0/1	0/1	0/1	0/1	0/1	0/1	0/1	0/1			
	Hantaan virus	Serology											
	Ectromelia virus	Serology	0/1	0/1	0/1	0/1	0/1	0/1	0/1	0/1			
	Lymphocytic choriomeningitis virus	Serology	0/1	0/1	0/1	0/1	0/1	0/1	0/1	0/1			
	<i>Mycoplasma pulmonis</i>	Serology	0/1	0/1	0/1	0/1	0/1	0/1	0/1	0/1			
Cultivation		0/1	0/1	0/1	0/1	0/1	0/1	0/1	0/1				
A/B	<i>Salmonella</i> spp.	Cultivation	0/1	0/1	0/1	0/1	0/1	0/1	0/1	0/1			
B	<i>Citrobacter rodentium</i>	Cultivation	0/1	0/1	0/1	0/1	0/1	0/1	0/1	0/1			
	<i>Corynebacterium kutscheri</i>	Cultivation	0/1	0/1	0/1	0/1	0/1	0/1	0/1	0/1			
	<i>Pasteurella pneumotropica</i>	Cultivation	0/1	0/1	0/1	0/1	0/1	0/1	0/1	0/1			
	Dermatophytes	Cultivation											
	<i>Filobacterium rodentium</i> *	Serology	0/1	0/1	0/1	0/1	0/1	0/1	0/1	0/1			
	Ectoparasites	Microscopy	0/1	0/1	0/1	0/1	0/1	0/1	0/1	0/1			
	Intestinal protozoa	Microscopy	0/1	0/1	0/1	0/1	0/1	0/1	0/1	0/1			
	Pinworms	Microscopy	0/1	0/1	0/1	0/1	0/1	0/1	0/1	0/1			
	<i>Helicobacter bilis</i>	PCR	0/1	0/1	0/1	0/1	0/1	0/1	0/1	0/1			
	<i>Helicobacter hepaticus</i>	PCR	0/1	0/1	0/1	0/1	0/1	0/1	0/1	0/1			
C	<i>Staphylococcus aureus</i>	Cultivation	0/1	0/1	0/1	0/1	0/1	0/1	0/1	0/1			
	<i>Pseudomonas aeruginosa</i>	Cultivation	0/1	0/1	0/1	0/1	0/1	0/1	0/1	0/1			
	<i>Pneumocystis murina</i>	PCR	0/1	0/1	0/1	0/1	0/1	0/1	0/1	0/1			
D	Lactate dehydrogenase elevating virus	RT-PCR	0/1	0/1	0/1	0/1	0/1	0/1	0/1	0/1			
	Mouse polyomavirus	PCR	0/1	0/1	0/1	0/1	0/1	0/1	0/1	0/1			
Gross lesion			0/1	0/1	0/1	0/1	0/1	0/1	0/1	0/1			


* Formerly known as "CAR bacillus"

RIKEN BioResource Research Center

Experimental Animal Division

3-1-1 Koyadai, Tsukuba, Ibaraki, 305-0074, JAPAN

Phone: +81-29-836-5264 FAX: +81-29-836-9010



Fumio Ike, Ph.D.

HEALTH REPORT

Facility: RIKEN BRC Experimental Animal Division

Testdate: September 17, 2020

Examination No:20144

Class	Pathogen(s)	Method(s)	Sentinel Animal(s) : BALB/cA-nu/+ ♀										
			2-Q-D	2-Q-E	2-Q-I	2-Q-K	2-Q-L	2-Q-M	2-Q-N				
D	Mouse Adenovirus (Type 1 & 2)	Serology*	0/1	0/1	0/1	0/1	0/1	0/1	0/1	0/1			
	Mouse cytomegalovirus (MCMV)	Serology*	0/1	0/1	0/1	0/1	0/1	0/1	0/1	0/1			
	Mouse minute virus (MMV)	Serology*	0/1	0/1	0/1	0/1	0/1	0/1	0/1	0/1			
	Mouse parvovirus (MPV)	Serology*	0/1	0/1	0/1	0/1	0/1	0/1	0/1	0/1			
	Mouse norovirus (MNV)	Serology*	0/1	0/1	0/1	0/1	0/1	0/1	0/1	0/1			
	Mouse rotavirus (EDIM)	Serology*	0/1	0/1	0/1	0/1	0/1	0/1	0/1	0/1			
	Pneumonia virus of mice (PVM)	Serology*	0/1	0/1	0/1	0/1	0/1	0/1	0/1	0/1			
	Reovirus type 3 (Reo 3)	Serology*	0/1	0/1	0/1	0/1	0/1	0/1	0/1	0/1			
	Theiler's mouse encephalomyelitis virus (TMEV)	Serology*	0/1	0/1	0/1	0/1	0/1	0/1	0/1	0/1			
	Mouse polyomavirus	Serology*	0/1	0/1	0/1	0/1	0/1	0/1	0/1	0/1			
Lactate dehydrogenase elevating virus	PCR*	0/1	0/1	0/1	0/1	0/1	0/1	0/1	0/1				

* : Tested by Charles River Laboratories Japan, Inc

2020002333

For the original report(s) issued by CRL Japan, please inquire.

RIKEN BioResource Research Center

Experimental Animal Division

3-1-1 Koyadai, Tsukuba, Ibaraki, 305-0074, JAPAN

Phone: +81-29-836-5264 FAX: +81-29-836-9010



Fumio Ike, Ph.D.